

WELCOME CLASS OF

2024

SENIOR PORTRAIT GUIDE

KIAL JAMES



PHOTOGRAPHY

THE YUBA RIVER



BEAR VALLEY, CA



PRIVATE RESIDENCE



EMPIRE MINE PARK, GRASS VALLEY



SENIOR PORTRAITS



NUHS CAMPUS

GRAD GLOW SENIOR PORTRAIT SESSION

120 minute outdoor session within Western Nevada and Placer counties. Unlimited outfit and accessory changes during shoot. The ultimate session for your senior.

INCLUDES:


\$600 Print Credit for use in KJP Online Store and Yearbook Submission.

GRAD GLOW PORTRAIT SESSION

\$975

**\$150 DEPOSIT
REQUIRED***

*NON-REFUNDABLE DEPOSIT FOR HOLDING DATE AND TIME.
DEPOSIT APPLIED TOWARDS BALANCE.



YUBA RIVER

PICTURE PERFECT SENIOR PORTRAIT SESSION

*Our most popular option: 90 min outdoor session
at location of choice within Western Nevada and
Placer counties.*

INCLUDES:


*\$400 Print Credit for use in KJP Online
Store and Yearbook Submission.*

PICTURE PERFECT SENIOR PORTRAIT SESSION

\$695

**\$150 DEPOSIT
REQUIRED***

*NON-REFUNDABLE DEPOSIT FOR HOLDING DATE AND TIME.
DEPOSIT APPLIED TOWARDS BALANCE.



BRHS CAMPUS

SENIOR SNAP

SENIOR PORTRAIT SESSION

*Same great photography service, just minaturized.
45 min outdoor session at your choice of location
within Western Nevada and Placer counties.
Includes 9 Digitals of your choice.*

INCLUDES:

*\$250 print credit for use in KJP Online
Store and Yearbook Submission.*

THE MINI PORTRAIT SESSION

\$450

**\$150 DEPOSIT
REQUIRED***

*NON-REFUNDABLE DEPOSIT FOR HOLDING DATE AND TIME.
DEPOSIT APPLIED TOWARDS BALANCE.

TRUCKEE, CA





PRIVATE RESIDENCE



HIRSCHMAN POND, NEVADA CITY



LAKE WILDWOOD PARK



PRIVATE RESIDENCE



SIERRA COLLEGE, GRASS VALLEY



HIRSCHMAN POND, NEVADA CITY



SENIOR SESSION

FYI

Sleep

Try to get a lot of REST the night before your shoot. Don't stress over it; trust me - we're going to have a great time together! Make sure you eat before your session so you're not miserably hungry. If you are bringing family or friends to your session, feed them, too! And be sure they're aware we'll be photographing for on average, a couple of hours.

Skin

AVOID SUNBURN! Not only is it bad for you, but it is bad for your appointment, because we may have to reschedule. Red or peeling skin is not a good accessory!

Acne

Don't worry about having a few blemishes! These will be removed during retouching.

Hair

Don't try a new hairstyle the morning of your session. Play around in the weeks before-hand to see what works and what doesn't. You might even want to have a professional do this for you. Go for a "timeless" hairstyle. Use a little extra hair spray, but not so much that your hair is stiff. Get a haircut at least a month in advance for girls or a week in advance for guys, so that the hair has time to grow a little and look more natural.

Guys

Be clean shaven on the day of your session.

Makeup

Wear what you usually wear, but slightly darker than normal. Please use care while applying eye makeup (eye liner, mascara), as your eyes will be the focal point of many of your photos.

Nails

Your hands will be showing in many of your photos. Be sure that if your nails are painted, the polish is not chipped. Consider choosing a neutral color. Same applies to toenails if you are wearing open-toed shoes. We might do some bare-feet shots also, so make sure your feet look their best! GUYS - this goes for you, too!!

Shaving

I know it may seem obvious, but don't forget to shave your legs and underarms if they may be seen in photos.

Braces

Will not be removed from proofs, but can be removed from your portrait order at a charge of \$20 per image.

Scars / Birth Marks / Severe Acne

Scars/birth marks will be removed only at your request. Please tell me at the time of your session what your preference is. Severe acne may require extensive retouching. If extensive retouching is necessary, it will not be done on proofs, but will be done on the prints that you order, at your request. Basic retouching is included in your package, but extensive retouching requires an additional fee.

Clothing

A standard senior portrait session includes 3 outfits - the one you wear when you show up, and two changes. I recommend accessories like jackets, scarves, etc. that can be added/removed for a different look.

You'll want to wear what you normally wear, but "kicked up a notch". Add some funky jewelry, a hat, leggings, a scarf, a belt, or some other accessory. Just be sure that the accessory is not so loud that it distracts from you. Mix up your clothing from dressy to casual - Fun stuff you'd wear to hang out with friends (jeans!), and something sophisticated that will work well for sending a photo in with your college applications. Vary the style - for girls, perhaps a long-sleeved shirt for studio shots, jeans and a cute top, and a nice sundress.

Clothing Continued...

For guys, maybe a plain tee and jeans, a button down shirt to put over this, unbuttoned, for an alternate look, and a nice button-down shirt or sweater. Be sure to run your choices by mom and dad, or you might end up with photos you love that they won't order for you.

Hats are great for a few shots, but please don't wear one to your session and get "hat head." Be sure to bring along shoes to match each outfit.

Try your clothing on in advance to be sure it fits comfortably and is flattering. Bend over, sit down, etc. and make sure that you don't have skin showing where it shouldn't be in certain positions and that you're able to do such movements.

Make sure each piece of clothing is clean and wrinkle-free.

Regarding clothing colors; dark colors are slimming and are perfect for studio shots. If you are having photos taken outdoors, wear a solid color or something with a splash of color to it for a nice contrast in your photos. Bring a variety of colors - not 3 blue outfits.

Avoid horizontal stripes, loud patterns, sleeveless shirts (for studio), and shirts with writing or big logos on the front. Solid colors work best; especially for studio portraits. We want the clothes to accent you; not the other way around.

Do not wear baggy clothing that may give the appearance that you are larger than you really are and avoid tight clothing that you are uncomfortable in, as you may not be able to do certain poses this way. A very short skirt can also really limit the variety of poses that you will be able to do.

Remember that during outdoor sessions in particular locations, there may not be a place for you to change your clothes, so plan accordingly (wear clothes that you can layer or that can be changed in the car).

What to Bring

PROPS and especially welcome the ones that are a part of who you are. They can add so much to a photo and give it more of a story. Ten or twenty years from now, you'll enjoy looking back at these photos and remembering what you were like back then. Feel free to bring sports equipment (football, football helmet, ball & glove, batting helmet, bat, mitt, soccer ball, volleyball, hockey stick, pom poms, baton, etc.), sports uniforms, trophies/medals, musical instruments (Can't bring drums? Bring the sticks!), tap or ballet shoes, sunglasses, books, motorcycle or snowmobile helmet, etc. If you are a volunteer firefighter, bring your uniform and helmet. Going into the Army or Marines? Bring along something to represent that major change in your life. Bring your CLASS RING if you have one.

CARS are welcome at outdoor sessions (be sure they're clean, inside and out!). I can also take photos of you with your snowmobile, quad, dirt bike, etc. Pets can be included in outdoor shots as well. (Please note, pets are not allowed at certain locations.) Please try to let me know in advance if you will be bringing props so that I can come up with some really creative ideas on how to showcase you with them!

PEOPLE Parents are strongly encouraged to be present during the entire session. (Mom and Dad – I do discourage barking orders or bickering during your child's session... remember, this is supposed to be fun, and we want him/her to be happy and relaxed.) You are welcome to bring a friend as well.

Last-Minute Stuff

Go through everything one more time before leaving the house to make sure you've got it all. Consider bringing shoes for every outfit.

Touch-up stuff – lip balm, lipstick, powder, brush/comb, hairspray, etc.

You Got This!

I know it sounds silly, but practice DOES make perfect. Practice different expressions and poses in the mirror before your session. Here are a couple of things to try:

- Look in the mirror and form a smile with your mouth. Now try it again, this time thinking about whatever makes you happy, and try to let that smile reach your eyes. By this, I mean, do you see how when you naturally smile, the lines form around your eyes and they light up? THIS is what we're aiming for – not a "deer in the headlights" look.
- Try some different expressions, such as the dreaded "serious face" or smiling with no teeth showing. See what you like and what you don't.
- Look at the senior gallery on my website. Take note of some of the poses that I like to use, and try to mimic them in the mirror. Girls' hands should be open with the fingers slightly bent; guys should use a loose fist. Arms and legs – if it bends, bend it! No locked limbs. Don't worry – I will talk you through this during your session. But practice helps!

SENIOR SESSION FYI

PRIVATE RESIDENCE




STUDIO



CASCADE SHORES



ABOUT KIAL



LIGHT CHASER MAGIC MAKER

Kial James is an award-winning artist and photographer based out of Northern California whose works have been featured in 100's of magazines, websites, magazine covers along with web and print featurettes. Kial's work has been featured in CNN, Fox, Outside Online, NBC, Costco, Forbes, Getty, Sundance Film Festival, and many others.

Voted Nevada County's Best Photographer and Parent's Choice for Top Photographer for multiple years, Kial's work spans a variety of Commercial Photography, Family and Children Portrait Photography, Senior Portraits, Event Photography, Lifestyle Shoots, and much more.

When not photographing, Kial enjoys his time with his wife and 5 kids where he resides in the small foothill town of Nevada City, California. As always, available for assignments and travel outside of Northern California.

STANFORD MEDICINE CAMPUS



BEAR RIVER HIGH SCHOOL



STUDIO



DOWNTOWN NEVADA CITY



FOREST CHARTER SCHOOL



YUBA RIVER AT 49 CROSSING



NEVADA CITY, CA





PIONEER PARK



NUHS THEATRE

SPORTS FIELD,
NUHS

UC DAVIS
CAMPUS

BRHS CAMPUS



DOWNTOWN
NEVADA
CITY



MEMORABLE MOMENTS FROM 18 YEARS AGO

2006



**ZUCKERBERG LAUNCHES FACEBOOK
FROM HIS HARVARD DORM ROOM**



**SPIRIT, A NASA MARS ROVER,
LANDS SUCCESSFULLY ON MARS**



**THE DISNEY/PIXAR MOVIE THE
INCREDIBLES IS RELEASED**



**THE BOSTON RED SOX WIN THE WORLD
SERIES FOR THE FIRST TIME SINCE 1918**



**THE FIRST PRIVATELY FUNDED SPACECRAFT,
SPACESHIPONE, REACHES SPACE**



**THE LAST EPISODE OF THE TV
SHOW FRIENDS AIRS**



THE NINTENDO DS WAS RELEASED



**THE FIRST IMAGES OF A LIVE GIANT SQUID
IN ITS NATURAL HABITAT ARE TAKEN**



UGG BOOTS GOT FAMOUS



HALO 2 IS RELEASED BY MICROSOFT



**TV HOSTESS MARTHA STEWART GOES
TO PRISON FOR INSIDER TRADING**



ST. JOSEPH'S
CULTURAL CENTER





ST. JOSEPH'S
CULTURAL CENTER



PRIVATE
RESIDENCE



STUDIO




ROBINSON PLAZA,
NEVADA CITY



TRUCKEE, CA



SIERRA COLLEGE, GV



YUBA RIVER

FAQS

FREQUENTLY ANSWERED QUESTIONS

HOW DO I RESERVE MY SESSION DATE?

Book online through our online booking system. A signed digital contract will be sent to confirm booking and non-refundable retainer is required to hold the date. Balance of payment due at session.

WHAT IF THE WEATHER IS BAD?

I always keep my eye on the weather prior to the shoot. We won't shoot in the rain. Cloudy days are great making any time of the day work. Sunny days: typically early morning or later in the evenings are best, as this prevents harsh midday sun and shadows.

DO I GET DIGITAL IMAGES?

Yes, you have the option to order digitals with KJP Print Credits from the online store. Ordering 8x10 prints and larger will include the complimentary accompanying digital file.

HOW SHOULD I PREPARE FOR MY SESSION?

I will send you information once you have booked your session with me. I provide tips and advice to get the most out of your session. Plus, if you have any questions along the way, I am always here for you.

WHERE WILL WE SHOOT?

Together we will determine the best location(s) suited for your needs, prior to our shoot. This can range from a downtown setting to open fields, urban, river, scenic locations and/or my studio dependant on time.

SENIOR PORTRAITS WHAT TO BRING

Your class ring if you want it in the photos. A black top for the black & white images. Letter jacket, sports stuff, musical instruments, hats and accessories, cars and pets are welcome!



KIALJAMESPHOTOGRAPHY.COM | 530-913-9982

AUBURN, CALIFORNIA

BOOKING: KIALJAMESPHOTOGRAPHY.COM

SENIORS • CORPORATE • FAMILY • PORTRAIT

*AWARD-WINNING PORTRAIT & SCENIC LANDSCAPE PHOTOGRAPHER
VOTED NEVADA COUNTY'S BEST PHOTOGRAPHER*